

Install a Service Pack to an Existing Instance of SQL Server

In this example we are updating SQL Server 2014 Standard. Search the internet with terms like 'latest service pack for SQL 2014' will give several hits. In this instance I chose <https://support.microsoft.com/en-us/help/2958069/how-to-obtain-the-latest-service-pack-for-sql-server-2014> From this page I can see SP3 is the latest service pack. My choice here is between a download for SQL Express or Standard (full) SQL Server. Click on the appropriate link based on the SQL engine you have installed.

How to obtain the latest service pack for SQL Server 2014
Applies to: SQL Server 2014 Business Intelligence, SQL Server 2014 Developer, SQL Server 2014 Enterprise, [More](#)

This article describes Microsoft SQL Server 2014 Service Pack 3 (SP3). This is the latest service pack for SQL Server 2014. Additionally, this article includes information about Microsoft SQL Server 2014 Service Pack 2 (SP2) and Microsoft SQL Server 2014 Service Pack 1 (SP1).

Microsoft SQL Server 2014 Service Pack 3 (the latest service pack)

Release date: October 30, 2018

Download list

- [SQL Server 2014 SP3](#)
- [SQL Server 2014 SP3 Express](#)

More Information

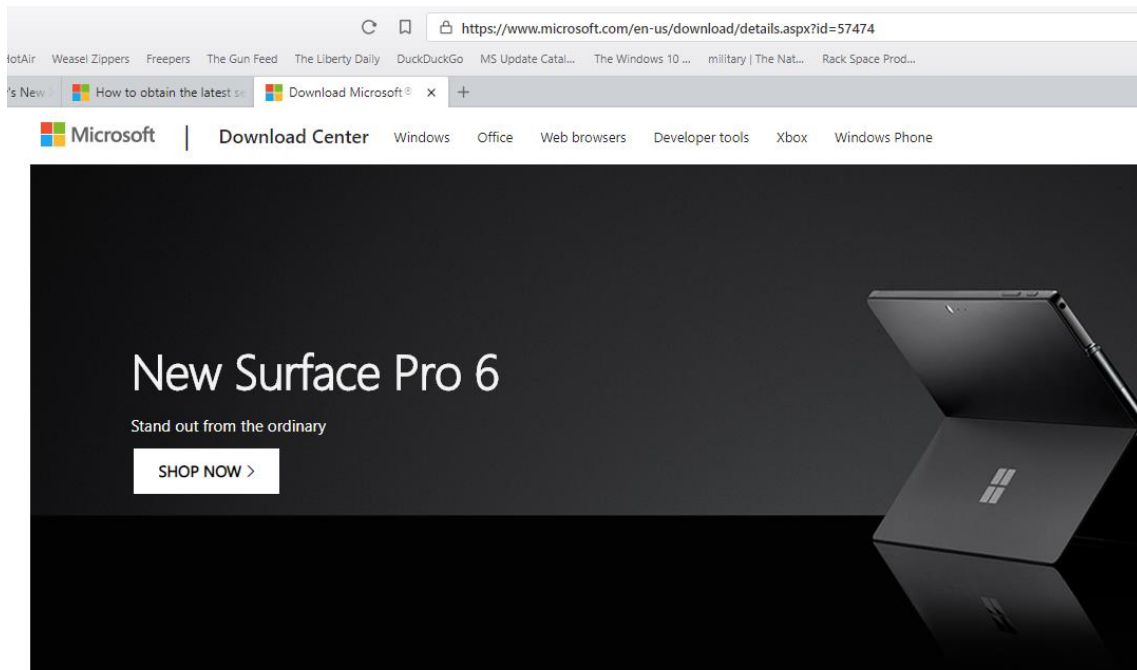
- [Release notes for SQL Server 2014 SP3](#)

Microsoft SQL Server 2014 Service Pack 2

Release date: July 12, 2016

Download list

Click on Download



Microsoft® SQL Server® 2014 Service Pack 3 (SP3)

Important! Selecting a language below will dynamically change the complete page content to that language.

Select Language: [Download](#)

Check the box for 64-bit or 32-bit SQL, 64-bit is selected here – note x64 in the name. 32-bit would be the x86 option

Click Next and save the file on the server.

Choose the download you want ⊗

<input type="checkbox"/> File Name	Size
<input type="checkbox"/> Readme.htm	14 KB
<input checked="" type="checkbox"/> SQLServer2014SP3-KB4022619-x64-ENU.exe	791.1 MB
<input type="checkbox"/> SQLServer2014SP3-KB4022619-x86-ENU.exe	457.4 MB

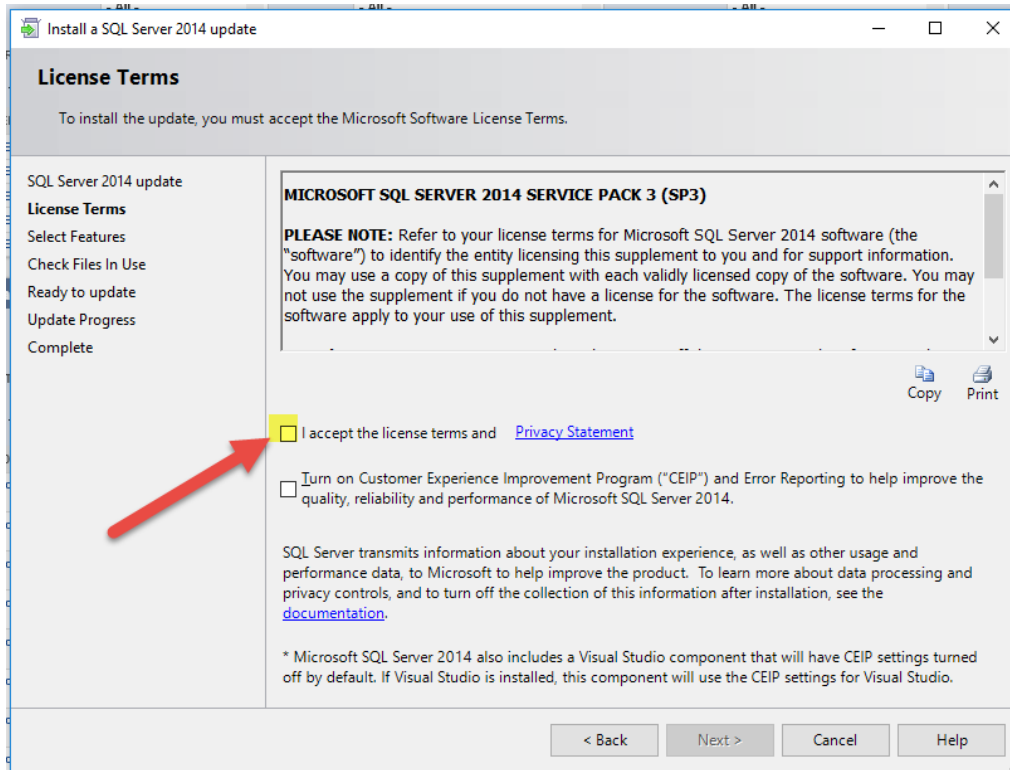
Download Summary:
KBMBGB

1. SQLServer2014SP3-KB4022619-x64-ENU.exe

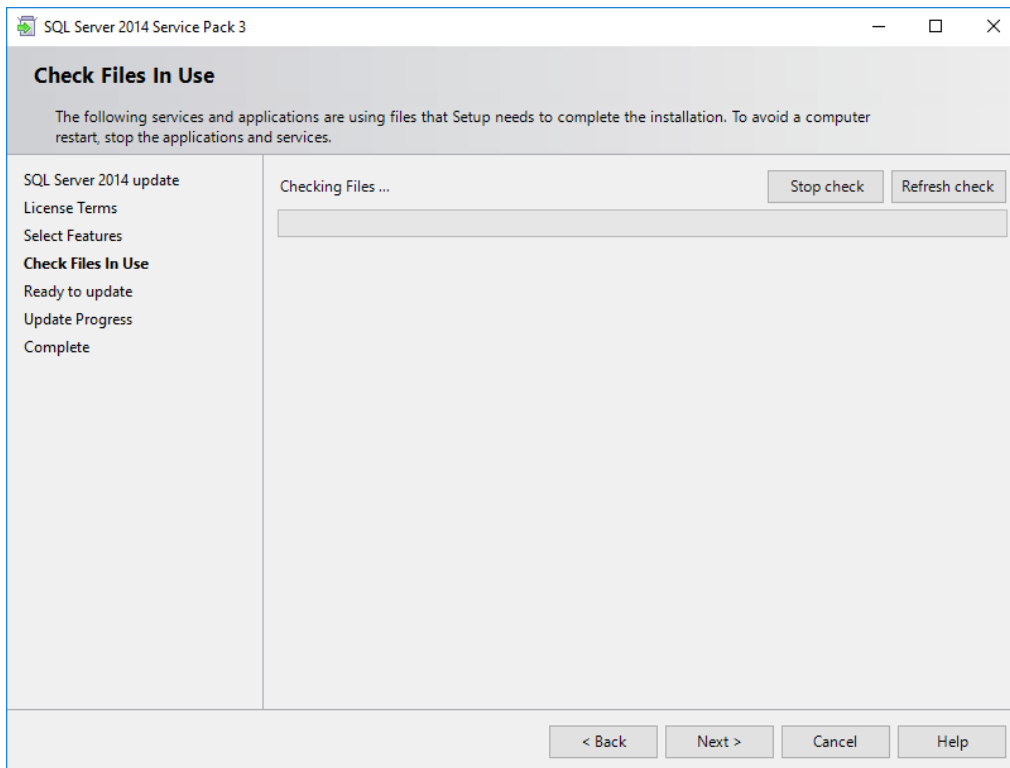
Total Size: 791.1 MB

[Next](#)

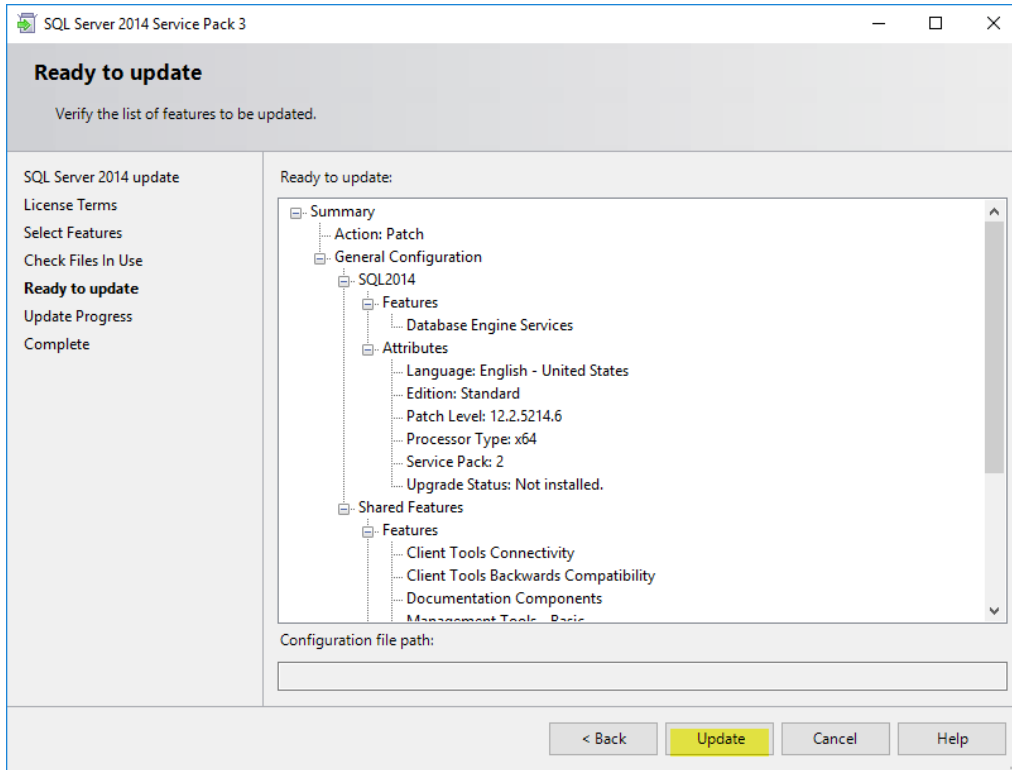
Have all users log out of MIP or any other software using the SQL engine to be updated. Execute the download, you'll have to agree to terms. Check the box and click Next.



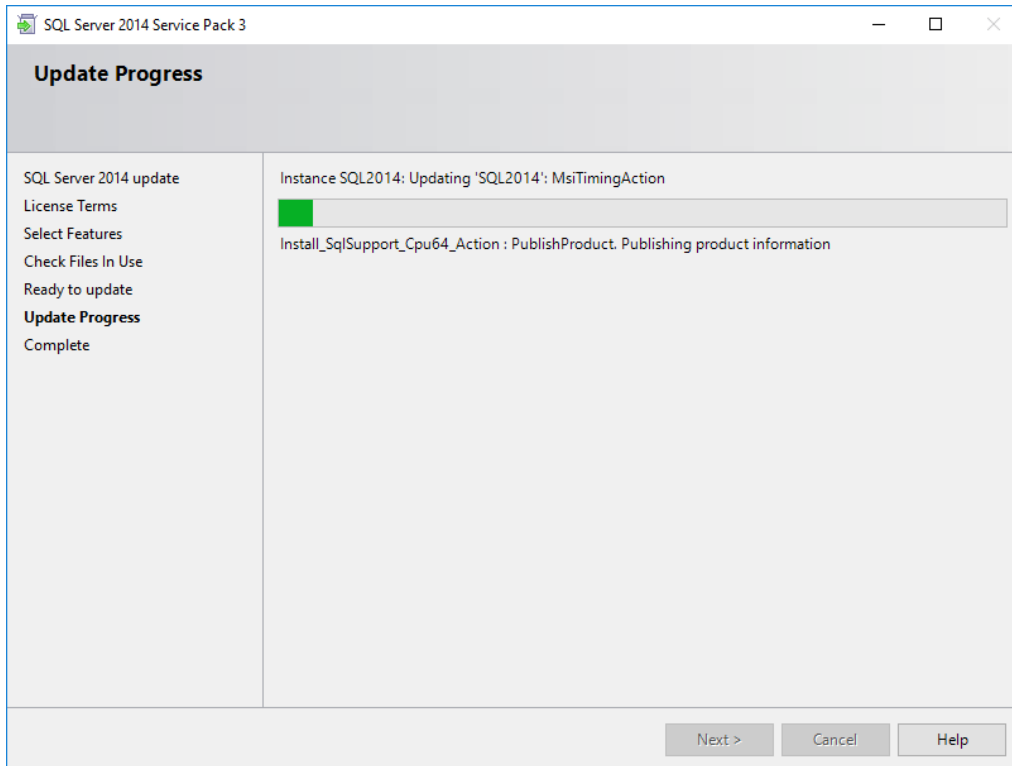
Click Next after the file in use check is completed



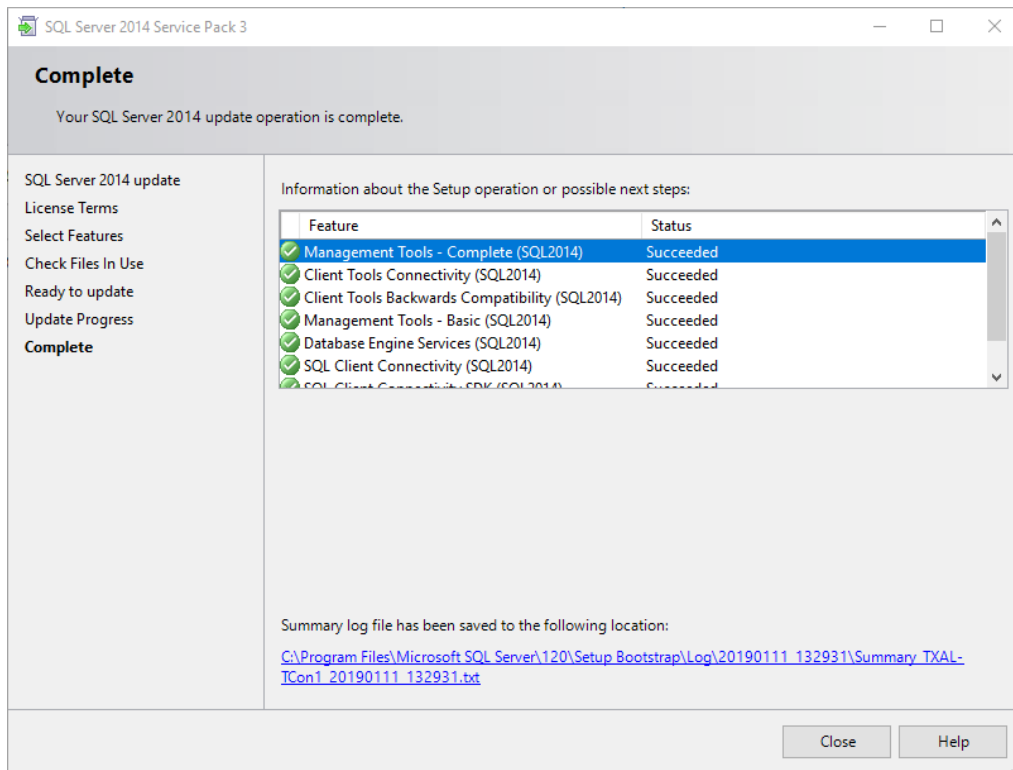
On this screen you will not be able to select anything because it's a server pack, not a SQL install. Click Update.



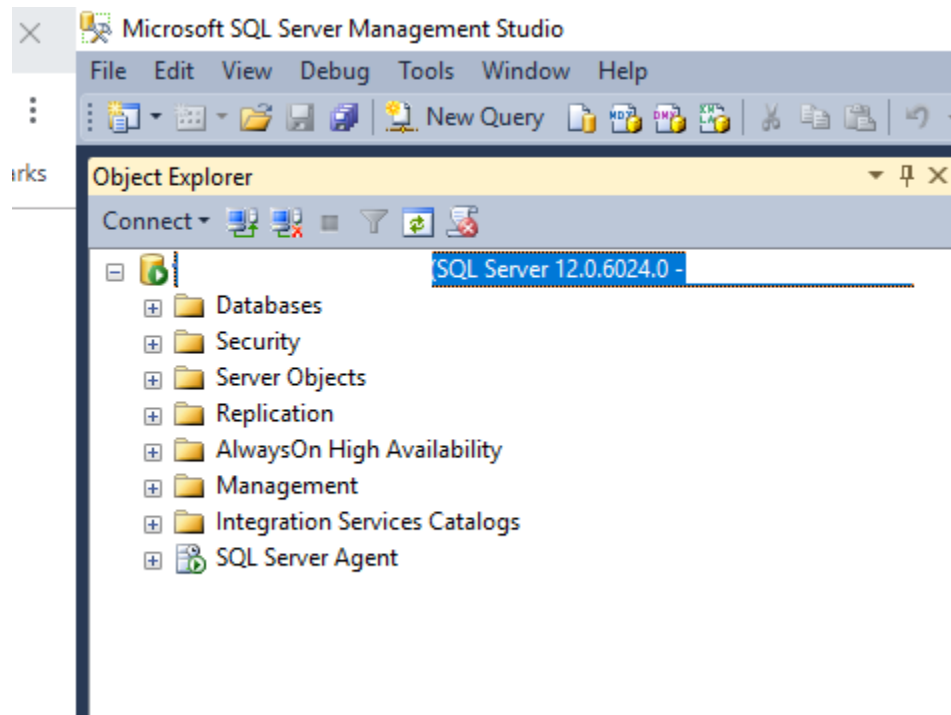
The service pack will begin the installation process



When the install finishes, click Close



Now in Management Studio (SSM), service pack 3 is reflected in the .6000 number next to version 12.0 which means SQL 2014.



The service pack usually does not require a reboot, but a good practice would be to restart the SQL Service, if possible.

NOTE: The above information is provided to customers as a courtesy and on an As-Is basis. Microsoft SQL Server is a 3rd party application and its support is outside the scope of the Abila Support Agreement.